



# OLD MAN EMU

## FITTING INSTRUCTIONS

# FK65


## Toyota Landcruiser

### 76/78/79 Series ABS Wire Relocation Kit

#### CONTENTS

Item	Part number	Qty
1	6151303	2
2	3759094	1
3	3759095	1
4	4581044	2
5	4581046	2
6	6151020	2

Tools Required:  
12mm & 13mm spanners




#### INSTALLATION PROCEDURE

##### LEFT HAND SIDE OF VEHICLE


1. Remove bolt that secures ABS wire bracket to chassis.
2. Fit Relocation bracket with cage nut as shown and secure tightly using original bolt.

Tools:  
12mm spanner



3. Fit factory ABS wire bracket to relocation bracket as shown and secure with M8 x 16 bolt, spring washer and flat washer supplied.


Tools:  
13mm spanner



#### RIGHT HAND SIDE OF VEHICLE

1. Remove bolt that secures ABS wire bracket to sway bar.
2. Fit Relocation bracket with cage nut as shown and secure tightly using original bolt.

Tools:  
12mm spanner



3. Fit factory ABS wire bracket to relocation bracket as shown and secure with M8 x 16 bolt, spring washer and flat washer supplied.

Tools:  
13mm spanner

